



Leading Philanthropy ~ *Enriching Lives*

Community Needs Assessment Survey Summary– June, 2010

Executive Summary

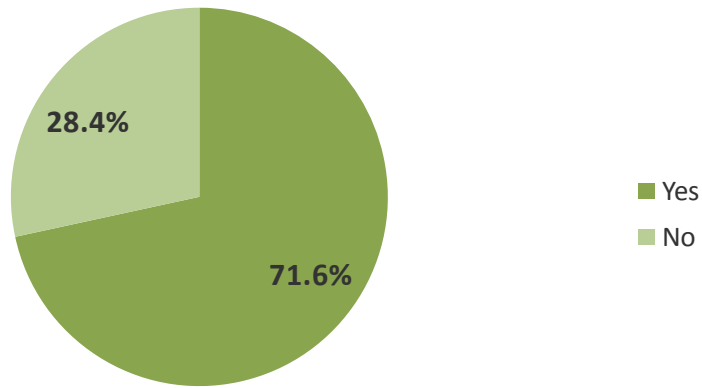
As a result of strategic discussions this spring, the Community Foundation launched a web-based community needs assessment survey. What follows is a summary of findings and one page of the chart-able results. In addition there are about 45 pages of comments provided by survey respondents. This summary narrative provides some trends we identified and references some of the detail in the answers from respondents.

Summary of Findings

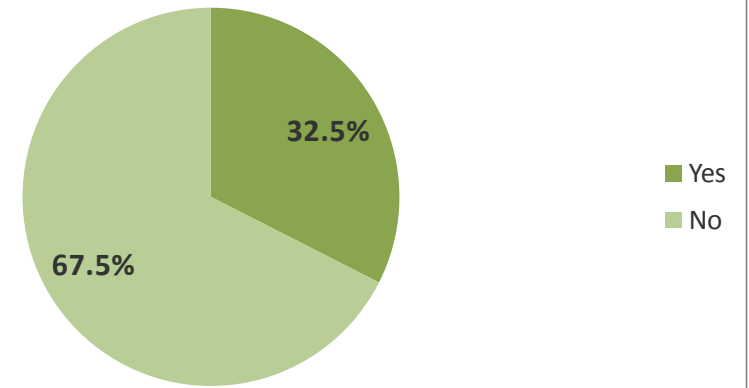
1. Pressing community needs – the trend was for a high number of responses suggesting that jobs, basic needs (subsistence needs like food, housing, etc.) and education are the most important issues.
2. Are there any newly emerging needs – 72% of the respondents said yes, and mirrored the same needs as in question 1.
3. Board priority ranking – using the funding priorities for discretionary grantmaking derived from board discussions, from the chart on page 3 it is apparent that #1 in the blue box is ranked as most important, #6 in orange is least important. Our respondents ranked Children/Youth and Education as the most important, in a virtual tie. Healthy communities ranked third, followed by Physical Environment, Arts/Culture and Diversity.
4. Outcomes – there are several pages of outcome suggestions for each of the six priority areas. The detailed results pages for question four reinforce trends mentioned above; highlights include:
 - a. Strengthening the arts, getting the public more involved and ensuring arts exposure for children is important, especially in the face of presumed public school program reductions.

- b. Regarding children/youth, nothing new emerged; focus seems to on out-of-school activities; prevention, intervention and treatment with regard to a wide range of social issues; and nurturing a supportive community. After comparing to previous surveys, this survey seems to indicate that our work in leading the community in the child abuse/neglect issue may have raised its level of awareness among respondents.
 - c. Diversity – themes around acceptance, inclusiveness and education emerged.
 - d. Education – many responses indicate a concern for adequate funding for public K-12 education, overall educational quality, high school graduation rates, adult education opportunities, and many programmatic suggestions.
 - e. Regarding our physical environment, most respondents stressed they want a clean and safe environment, stressing that over conservation, recreation, or other physical enhancements.
 - f. Health – there was a very wide range of responses which suggested we break down the “Health” category into subcategories:
 - i. Health – physical and mental health care needs, physical fitness
 - ii. Healthy Communities
 - 1. Basic needs – jobs, housing, food, etc.
 - 2. Young adult homelessness
 - 3. Gang and other crime prevention
 - 4. Aid for Seniors
5. Does anything need to be added to our priorities – 67.5% of our respondents said no, indicating that our current board priorities are representative of most of our community’s needs; many of the results above are included in these answers; new trends include:
- a. Economic development, with job creation as a primary driver;
 - b. Crime reduction – gang prevention, substance abuse, and a safe community;
 - c. Suggestions to merge governmental units and non-profit agencies; the assumed benefit is lower costs and less duplication.
6. Respondent type – Most of our respondents were community members at large and service providers. A smaller number of service consumers and Foundation donors also replied to the survey.
7. Tell us anything – there are several interesting nuggets; there is a general sense of appreciation for Greater Lafayette in general; people feel this is a good place to live, and are appreciative of the Foundation’s role in helping to support the community. These comments are included in the longer document containing all of the respondents’ comments.

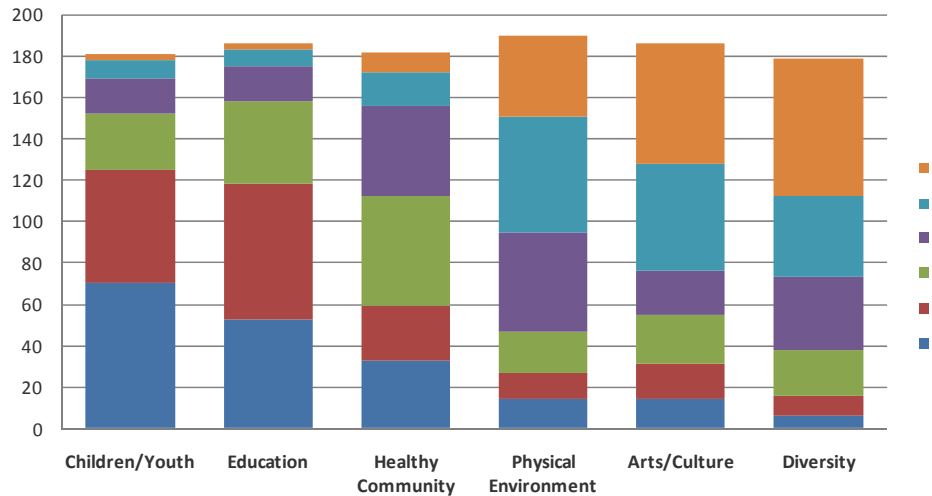
2. Are there any urgent newly emerging needs in Greater Lafayette, in your opinion?



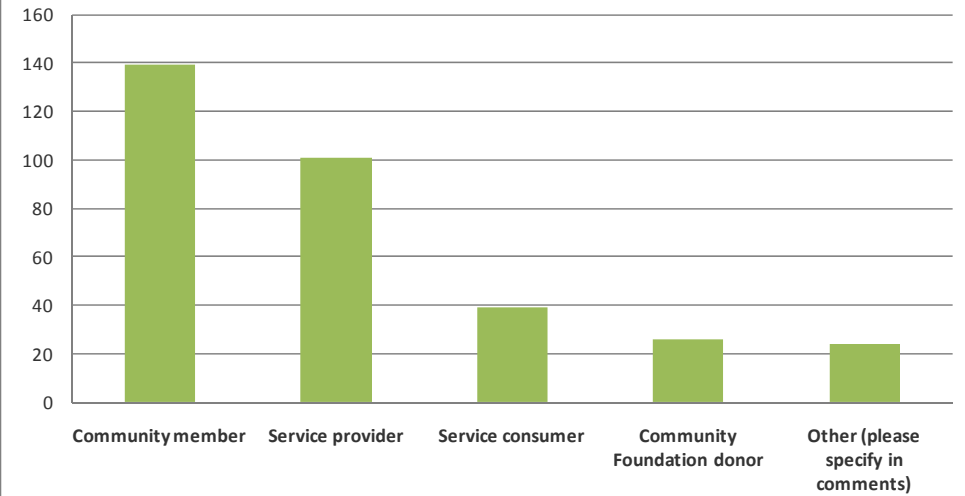
5. Does anything need to be added to the list of priorities?



3. Board Priority Ranking *



6. Respondent Type



* 3. Board Priority Chart - #1 in blue is most important, 6 in orange is least important